

---

# Mission Statement

State Steel strives to provide quality products and services at competitive prices. This commitment is demonstrated with several branch locations all offering large, diverse inventories and state-of-the-art equipment which make our products and services readily available throughout our sales area. We are sensitive to customer needs and determined to find ways to meet or exceed their requirements.

Through hard work, good customer relations, and sound management we are committed to the future growth of State Steel, to our customers, and to our dedicated employees, the backbone of our success.

---

## Sioux City, IA

800-831-0862

712-277-4000

Fax: 712-277-3306

## Grand Island, NE

800-658-4352

308-381-2040

Fax: 308-381-1613

## Sioux Falls, SD

800-658-5522

605-338-9303

Fax: 605-338-6869

## Des Moines, IA

800-783-3590

515-264-0000

Fax: 515-264-9345

## Spencer, IA

800-747-9559

712-262-5609

Fax: 712-264-9268

## Omaha, NE

800-898-4523

402-894-1900

Fax: 402-894-1910



# State Steel Supply Company

*a full service supply center offering a wide range of services including:*

- **In-Line Temper Mill** (Cold Reduction Process)  
Cut to Length Coil Processing  
Up to 1/2" thick (100,000 yield) x 96" Wide  
with Improved Surface and Superior Flatness
- **Laser Cutting**  
3/4" thick - 80" x 216" production output
- **Shearing**
- **Forming**
- **Flame and Plasma Cutting**
- **CNC Saw Cutting**
- **Die Stamping** (Up to 200 ton Capacity)
- **Just in Time Delivery**











We also offer a full-line inventory (carbon, galvanized, stainless, aluminum) including pipe, tubing, DOM, threaded rod, expanded metal, bar grating, and grip strut.

**[www.statesteel.com](http://www.statesteel.com)**

ISO 9002 CERTIFIED














# Index

<p><b>Aluminum</b></p> <ul style="list-style-type: none"> <li> Angle ..... 72</li> <li> Beams ..... 72</li> <li> Channel ..... 72</li> <li> Color / Painted ..... 77</li> <li> Expanded Metal ..... 73</li> <li> Flats ..... 74</li> <li> Pipe ..... 75</li> <li> Plates ..... 76-77</li> <li> Rounds ..... 73</li> <li> Sheets ..... 76</li> <li> Square &amp; Rectangle Tube ..... 73</li> <li> Square ..... 73</li> <li> Treadbrite (Floor Plate) ..... 77</li> </ul>	<p> <b>Channel</b></p> <ul style="list-style-type: none"> <li>Bar ..... 3</li> <li>Galvanized ..... 4</li> <li>Junior ..... 4</li> <li>Structural ..... 3-4</li> </ul> <hr/> <p> <b>Coil</b></p> <ul style="list-style-type: none"> <li>Cold Rolled ..... 36</li> <li>Floor Plate ..... 36</li> <li>Galvanized ..... 36</li> <li>Galvannealed ..... 36</li> <li>High Strength ..... 37</li> <li>Hot Rolled ..... 35</li> <li>Hot Rolled Pickled &amp; Oiled ..... 35</li> </ul> <hr/> <p> <b>Expanded Metal</b></p> <ul style="list-style-type: none"> <li>Flattened ..... 61</li> <li>Standard ..... 62</li> </ul> <hr/> <p> <b>Flats</b></p> <ul style="list-style-type: none"> <li>Cold Drawn ..... 19-20</li> <li>Galvanized ..... 11</li> <li>Hot Rolled ..... 9-11</li> </ul> <hr/> <p> <b>Floor Plates</b></p> <ul style="list-style-type: none"> <li>Aluminum ..... 77</li> <li>Carbon Steel ..... 31</li> </ul>
<p> <b>Angles</b></p> <ul style="list-style-type: none"> <li>Structural ..... 5-6</li> <li>Galvanized ..... 7</li> </ul>	
<p><b>Beams</b></p> <ul style="list-style-type: none"> <li> I Beams ..... 1</li> <li> Wide Flange Beams ..... 1-2</li> </ul>	
<p> <b>Beef Rail (Round Edge)</b></p> <ul style="list-style-type: none"> <li>Carbon 1045 ..... 12</li> <li>Galvanized ..... 12</li> </ul>	

# Index

<div style="display: flex; align-items: center; margin-bottom: 5px;"> <div style="flex-grow: 1;"> <b>Grader Blades</b> ..... 12         </div> </div> <div style="display: flex; align-items: center; margin-bottom: 5px;"> <div style="flex-grow: 1;"> <b>Grating</b> </div> </div> <div style="margin-left: 20px; margin-bottom: 5px;">       Bar ..... 64     </div> <div style="margin-left: 20px;">       Cat Walk ..... 64     </div> <div style="display: flex; align-items: center; margin-bottom: 5px; margin-top: 10px;"> <div style="flex-grow: 1;"> <b>Grip Strut</b> ..... 65       </div> </div> <div style="display: flex; align-items: center; margin-bottom: 5px;"> <div style="flex-grow: 1;"> <b>Hexagons</b> </div> </div> <div style="margin-left: 20px; margin-bottom: 5px;">       Cold Rolled ..... 18     </div> <div style="margin-left: 20px;">       Stress Relieved ..... 18     </div> <div style="display: flex; align-items: center; margin-bottom: 5px; margin-top: 10px;"> <div style="flex-grow: 1;"> <b>Pipe</b> ..... 39       </div> </div> <div style="display: flex; align-items: center; margin-bottom: 5px; margin-top: 10px;"> <div style="flex-grow: 1;"> <b>Plates</b> </div> </div> <div style="margin-left: 20px; margin-bottom: 5px;">       Abrasion Resisting ..... 31     </div> <div style="margin-left: 20px; margin-bottom: 5px;">       Aluminum ..... 76     </div> <div style="margin-left: 20px; margin-bottom: 5px;">       High Strength ..... 32-33     </div> <div style="margin-left: 20px; margin-bottom: 5px;">       Hot Rolled ..... 28-30     </div> <div style="margin-left: 20px; margin-bottom: 5px;">       Pickled &amp; Oiled ..... 24     </div> <div style="margin-left: 20px;">       Stainless Annealed &amp; Pickled ..... 71     </div> <div style="display: flex; align-items: center; margin-bottom: 5px; margin-top: 10px;"> <div style="flex-grow: 1;"> <b>PTO Tube/Shaft</b> ..... 44       </div> </div> <div style="display: flex; align-items: center; margin-bottom: 5px;"> <div style="flex-grow: 1;"> <b>Rebar</b> ..... 14       </div> </div> <div style="display: flex; align-items: center; margin-bottom: 5px; margin-top: 10px;"> <div style="flex-grow: 1;"> <b>Redi Rod</b> </div> </div> <div style="margin-left: 20px; margin-bottom: 5px;">       Carbon Steel Rod Oil Finish ..... 15     </div> <div style="margin-left: 20px; margin-bottom: 5px;">       Electro Zinc Plated ..... 15     </div> <div style="margin-left: 20px;">       Stainless ..... 15     </div>	<div style="display: flex; align-items: center; margin-bottom: 10px;"> <div style="flex-grow: 1;"> <b>Rounds</b> </div> </div> <div style="margin-left: 20px; margin-bottom: 5px;">       Cold Rolled ..... 16-17     </div> <div style="margin-left: 20px; margin-bottom: 5px;">       Galvanized ..... 13     </div> <div style="margin-left: 20px; margin-bottom: 5px;">       Hot Rolled ..... 13     </div> <div style="margin-left: 20px; margin-bottom: 5px;">       Stainless ..... 66     </div> <div style="margin-left: 20px;">       Turned Ground and Polished ..... 17     </div> <div style="display: flex; align-items: center; margin-top: 10px;"> <div style="flex-grow: 1;"> <b>Stainless</b> </div> </div> <div style="display: flex; align-items: center; margin-bottom: 5px;"> <div style="flex-grow: 1;"> <b>Angle</b> ..... 66       </div> </div> <div style="display: flex; align-items: center; margin-bottom: 5px;"> <div style="flex-grow: 1;"> <b>Annealed &amp; Pickled Plates</b> ..... 71       </div> </div> <div style="display: flex; align-items: center; margin-bottom: 5px;"> <div style="flex-grow: 1;"> <b>Annealed &amp; Pickled Sheets</b> ..... 70       </div> </div> <div style="display: flex; align-items: center; margin-bottom: 5px;"> <div style="flex-grow: 1;"> <b>Channel</b> ..... 66       </div> </div> <div style="display: flex; align-items: center; margin-bottom: 5px;"> <div style="flex-grow: 1;"> <b>Expanded Metal</b> ..... 69       </div> </div> <div style="display: flex; align-items: center; margin-bottom: 5px;"> <div style="flex-grow: 1;"> <b>Flats</b> ..... 67       </div> </div> <div style="display: flex; align-items: center; margin-bottom: 5px;"> <div style="flex-grow: 1;"> <b>Pipe</b> ..... 68       </div> </div> <div style="display: flex; align-items: center; margin-bottom: 5px;"> <div style="flex-grow: 1;"> <b>Plates</b> ..... 71       </div> </div> <div style="display: flex; align-items: center; margin-bottom: 5px;"> <div style="flex-grow: 1;"> <b>Polished Sheets</b> ..... 70       </div> </div> <div style="display: flex; align-items: center; margin-bottom: 5px;"> <div style="flex-grow: 1;"> <b>Rectangle Tubing</b> ..... 69       </div> </div> <div style="display: flex; align-items: center; margin-bottom: 5px;"> <div style="flex-grow: 1;"> <b>Redi Rod</b> ..... 15       </div> </div> <div style="display: flex; align-items: center; margin-bottom: 5px;"> <div style="flex-grow: 1;"> <b>Round</b> ..... 66       </div> </div> <div style="display: flex; align-items: center; margin-bottom: 5px;"> <div style="flex-grow: 1;"> <b>Sheets</b> ..... 70       </div> </div> <div style="display: flex; align-items: center; margin-bottom: 5px;"> <div style="flex-grow: 1;"> <b>Square Tubing</b> ..... 69       </div> </div> <div style="display: flex; align-items: center; margin-bottom: 5px;"> <div style="flex-grow: 1;"> <b>Squares</b> ..... 66       </div> </div> <div style="display: flex; align-items: center;"> <div style="flex-grow: 1;"> <b>Strips</b> ..... 67       </div> </div>
---	---

# Index

 <b>Sheets</b> Cold Rolled ..... 25 Galvanized ..... 26 Galvannealed ..... 27 High Strength ..... 32-33 Hot Rolled ..... 23-24 Paint Grip ..... 27 Pickled & Oiled ..... 24 Stainless ..... 70	 <b>Strips</b> Galvanized ..... 8 Hot Rolled ..... 8
 <b>Squares</b> Cold Rolled ..... 18 Hot Rolled ..... 13	 <b>T Iron</b> ..... 7
<b>Stress Relieved</b>  Cold Rolled Rounds ..... 17  Hexagons ..... 18  Turned Ground & Polished ..... 17	 <b>Tube</b> Pipe Size ..... 43 Power Take Off ..... 44  Rectangle ..... 41-42 Round Mechanical Electric Weld ..... 43 Round Mechanical ..... 46-60 Round ..... 45  Square ..... 40-41
	 <b>Wire Mesh</b> Rolls ..... 14 Sheets ..... 14
	<b>Wire (Blk Annealed)</b> ..... 14

AISI Carbon Steel Tolerance Ranges ..... 22
Carbon Pipe Schedules ..... 38
Decimal Conversion Table ..... 78
Fabrication ..... 81-85
Glossary of Terms ..... 79-80

# Expanded Metal Flattened

## ASTM 569 / 569 M Carbon Steel



### Flattened

Style	Size	WT / SQ FT	WT / EA	Size of Openings In Inches		Overall Thickness In Inches	Approx. Open Area (%)
				SWO	LWO		
1/4" #20	48 x 96	0.830	26.56	0.084	0.715	0.030	47
1/2" #13	48 x 96	1.400	44.80	0.265	1.00	0.070	57
1/2" #13	48 x 120	1.400	56.00	0.265	1.00	0.070	57
1/2" #16	48 x 96	0.820	26.24	0.312	1.00	0.050	60
1/2" #16	60 x 120	0.820	41.00	0.312	1.00	0.050	60
1/2" #18	48 x 96	0.660	21.12	0.312	1.00	0.039	69
1/2" #18	48 X 120	0.660	26.40	0.312	1.00	0.039	69
3/4" #9	48 x 96	1.710	54.72	0.563	1.688	0.120	63
3/4" #9	48 x 120	1.710	68.40	0.563	1.688	0.120	63
3/4" #9	72 x 96	1.710	82.08	0.563	1.688	0.120	63
3/4" #9	72 x 120	1.710	102.60	0.563	1.688	0.120	63
3/4" #13	48 x 96	0.750	24.00	0.688	1.781	0.070	73
3/4" #13	48 x 120	0.750	30.00	0.688	1.781	0.070	73
3/4" #13	60 X 120	0.750	37.50	0.688	1.781	0.070	73
3/4" #16	48 X 96	0.510	16.32	0.750	1.750	0.048	75
3/4" #16	48 X 120	0.510	20.40	0.750	1.750	0.048	75
1-1/2" #9	48 x 96	1.140	36.48	1.000	2.563	0.110	77
1-1/2" #9	48 X 120	1.140	45.60	1.000	2.563	0.110	77
1-1/2" #13	48 X 96	0.570	18.24	1.063	2.750	0.070	80

### Flattened Expanded Metal

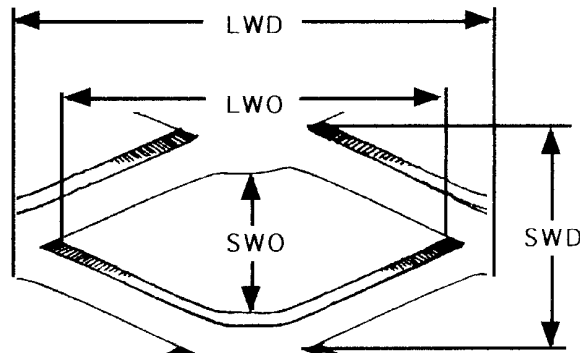
First number – nominal width of diamond

Second number – Approximate gauge of sheet before flattening. Materials will measure slightly less than gauge designation due to this fact.

Width – The width of the sheet is measured parallel to the short way of the diamond (SWD).

Length – The length of the sheet is measured parallel to the long way of the diamond (LWD).

- SWD = Short Way of Diamond
- LWD = Long Way of Diamond
- SWO = Short Way of Opening
- LWO = Long Way of Opening

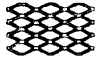


Please inquire if requirements include items not listed.



# Expanded Metal Standard

## ASTM 569 / 569 M Carbon Steel



### Standard

Style	Size	WT / SQ FT	WT / EA	Size of Openings In Inches		Overall Thickness In Inches	Approx. Open Area (%)
				SWO	LWO		
1/4" #20	48 x 96	0.860	27.52	0.125	0.718	0.135	45
1/2" #13	48 x 96	1.470	47.04	0.312	0.938	0.204	58
1/2" #13	48 x 120	1.470	58.80	0.312	0.938	0.204	58
1/2" #16	48 x 96	0.860	27.52	0.375	0.938	0.175	71
3/4" #9	48 x 96	1.800	57.60	0.688	1.562	0.312	66
3/4" #9	48 x 120	1.800	72.00	0.688	1.562	0.312	66
3/4" #9	60 x 120	1.800	90.00	0.688	1.562	0.312	66
3/4" #9	72 x 120	1.800	108.00	0.688	1.562	0.312	66
3/4" #13	48 x 96	0.800	25.60	0.750	1.688	0.205	78
3/4" #13	48 x 120	0.800	32.00	0.750	1.688	0.205	78
1-1/2" #6	48 x 96	2.500	80.00	1.110	2.313	0.433	63
1-1/2" #9	48 x 96	1.200	38.40	1.125	2.375	0.312	75
1-1/2" #9	48 x 120	1.200	48.00	1.125	2.375	0.312	75
1-1/2" #13	72 x 120	0.600	36.00	1.188	2.500	0.242	86
1-1/2" #16	48 x 96	0.400	12.80	1.250	2.625	0.230	89

**Expanded Metal** – Expanded metal is available in two types – Standard (rough or raised surface) and Flattened (flat surface). Aside from its light weight, expanded metal has other advantages such as being open to let heat, air, and liquids through, as well as allowing visibility. Even though expanded metal is most commonly produced from carbon steel it is also available in aluminum, stainless, and hot dipped galvanized.

### **Standard Expanded Metal**


First Number = Nominal width of diamond in inches.

Second Number = Approximate gauge of sheet.


### **When Ordering Expanded Metal Please Specify:**

- (1) Number of sheets required
- (2) Nominal width of diamond (SWD)
- (3) Thickness or gauge of material
- (4) Standard or Flattened
- (5) Type of Metal: Carbon steel, stainless steel, galvanized, or aluminum
- (6) Size of sheet required, listing SWD first and then LWD. EXAMPLE: 4' SWD x 8' LWD


# Actual Size Drawings




1/2" #18 Flat



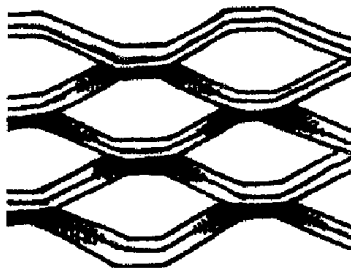
3/4" #16 Flat




1-1/2" #9 Flat



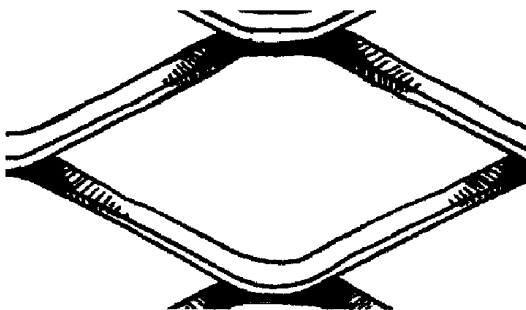
3/4" #13 Flat




1/2" #13 Std



3/4" #9 Std



1-1/2" #9 Std



1-1/2" #6 Std

# Grating



## Bar Grating

Non Serrated - Unpainted


Style	Size	WT / SQ FT	WT / EA
3/16 x 1	24 x 240	7.100	284.00
3/16 x 1	36 x 240	7.100	426.00
3/16 x 1-1/2	24 x 240	10.300	412.00
3/16 x 1-1/2	36 x 240	10.300	618.00



## Bar Grating

Serrated - Unpainted

Style	Size	WT / SQ FT	WT / EA
3/16 x 1-1/4	36 x 240	8.700	522.00



## Catwalk Grating

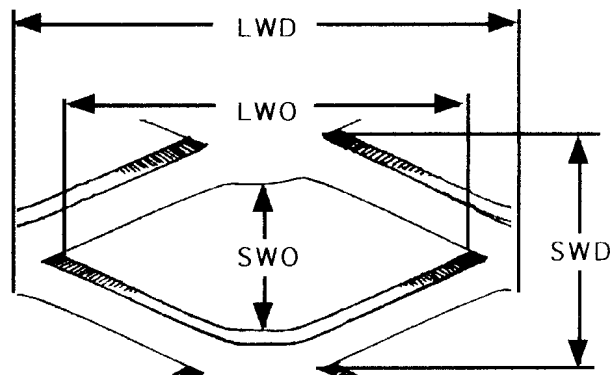
Style	Size	WT / SQ FT	WT / EA	Size of Openings In Inches		Overall Thickness In Inches	Approx. Open Area (%)
				SWO	LWO		
3#	48 x 96	3.000	96.00	0.940	3.440	0.540	73
3#	48 x 120	3.000	120.00	0.940	3.440	0.540	73
3#	60 x 120	3.000	150.00	0.940	3.440	0.540	73
3#	72 x 120	3.000	180.00	0.940	3.440	0.540	73
4#	48 x 96	4.000	128.00	0.940	3.440	0.618	65
4#	48 x 120	4.000	160.00	0.940	3.440	0.618	65
4#	60 x 120	4.000	200.00	0.940	3.440	0.618	65
6-1/4	48 x 96	6.250	200.00	0.813	3.380	0.715	55
6-1/4	72 x 96	6.250	300.00	0.813	3.380	0.715	55

SWD = Short Way of Diamond

LWD = Long Way of Diamond

SWO = Short Way of Opening

LWO = Long Way of Opening



### Galvanized Grip Strut — Plank (Legs go in)

Catalog Number	Width In Inches	Channel Depth In Inches	Material Gauge	WT. LB. per Lin. Ft.	Length In Feet
21512	4-3/4	1-1/2	12 ga.	3.13	12
22012	4-3/4	2	12 ga.	3.49	12
31514	7	1-1/2	14 ga.	2.84	12
32012	7	2	12 ga.	4.61	12
41514	9-1/2	1-1/2	14 ga.	3.47	12
41512	9-1/2	1-1/2	12 ga.	4.88	12
42014	9-1/2	2	14 ga.	3.72	12
42012	9-1/2	2	12 ga.	5.24	12
51514	11-3/4	1-1/2	14 ga.	4.03	12
51512	11-3/4	1-1/2	12 ga.	5.72	10
51512	11-3/4	1-1/2	12 ga.	5.72	12
52014	11-3/4	2	14 ga.	4.30	12
52012	11-3/4	2	12 ga.	6.20	10
52012	11-3/4	2	12 ga.	6.20	12
81514	18-3/4	1-1/2	14 ga.	5.84	10
82014	18-3/4	2	14 ga.	6.10	12
82012	18-3/4	2	12 ga.	8.60	12
102014	24	2	14 ga.	7.40	10
102012	24	2	12 ga.	10.42	12
82010	36	2	10 ga.	20.23	10

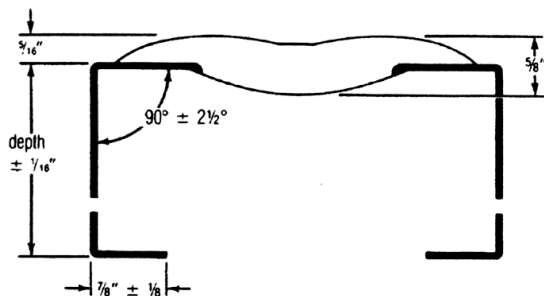
### H.R. P&O Grip Strut — Plank (Legs go down and in)

Catalog Number	Width In Inches	Channel Depth In Inches	Material Gauge	WT. LB. per Lin. Ft.	Length In Feet
41514-B	9-1/2	1-1/2	14 ga.	3.58	12
51512-B	11-3/4	1-1/2	12 ga.	5.60	12

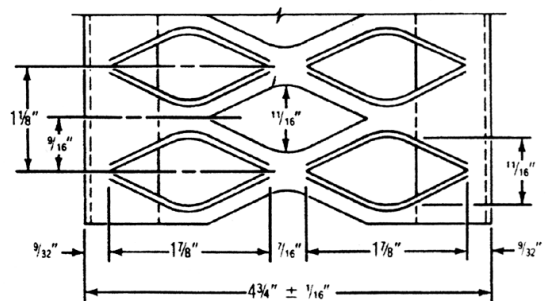
### Galvanized Grip Strut — Walkway (Legs go up and out)

Catalog Number	Width In Inches	Channel Depth In Inches	Material Gauge	WT. LB. per Lin. Ft.	Length In Feet
104514-U	24	4-1/2	14 ga.	8.80	10
104512-U	24	4-1/2	12 ga.	12.41	12

Grip Strut Plank End View



Grip Strut Plank Top View



Please inquire if requirements include items not listed.

## Stainless



## Stainless Square Tube

Mill Finish

Size	Length	WT / FT	WT / Bar
3/4 x 3/4 x 16 ga.	20' rl	0.606	12.12
1 x 1 x 16 ga.	20' rl	0.827	16.54
1 x 1 x 14 ga.	20' rl	1.035	20.70
1 x 1 x 11 ga.	20' rl	1.436	28.72
1-1/4 x 1-1/4 x 16 ga.	20' rl	1.048	20.96
1-1/4 x 1-1/4 x 14 ga.	20' rl	1.317	26.34
1-1/4 x 1-1/4 x 11 ga.	20' rl	1.844	36.88
1-1/2 x 1-1/2 x 16 ga.	20' rl	1.269	25.38
1-1/2 x 1-1/2 x 14 ga.	20' rl	1.600	32.00
1-1/2 x 1-1/2 x 11 ga.	20' rl	2.255	45.10
1-1/2 x 1-1/2 x 3/16	20' rl	3.630	72.60
2 x 2 x 16 ga.	20' rl	1.710	34.20
2 x 2 x 11 ga.	20' rl	3.068	61.36
2 x 2 x 3/16	20' rl	4.460	89.20
2 x 2 x 1/4	20' rl	6.010	120.20
3 x 3 x 11 ga.	20' rl	4.700	94.00
3 x 3 x 3/16	20' rl	6.900	138.00
3 x 3 x 1/4	20' rl	10.000	200.00
4 x 4 x 11 ga.	20' rl	6.260	125.20
4 x 4 x 3/16	20' rl	9.270	185.40
4 x 4 x 1/4	20' rl	12.680	253.60



## Stainless Rectangular Tube

Mill Finish


Size	Length	WT / FT	WT / Bar
1 x 2 x 11 ga.	20' rl	2.252	45.04
2 x 3 x 11 ga.	20' rl	3.884	77.68
2 x 3 x 3/16	20' rl	5.679	113.58
2 x 4 x 11 ga.	20' rl	4.700	94.00
2 x 4 x 3/16	20' rl	6.900	138.00
2 x 4 x 1/4	20' rl	10.000	200.00



## Square Tube

Polished Finish

Size	Length	WT / FT	WT / Bar
1 x 1 x 11 ga.	20' rl	1.436	28.72
1-1/2 x 1-1/2 x 11 ga.	20' rl	2.255	45.10



## Stainless Expanded Metal

Type 304 - Flattened

Style	Size	WT / FT	WT / Bar
1/2 #13 FL SS	48 x 96	1.780	56.96
3/4 #13 FL SS	48 x 96	0.860	27.52
3/4 #9 FL SS	48 x 96	1.950	62.40
1-1/2 #13 FL SS	48 x 96	0.650	20.80
1-1/2 #9 FL SS	48 x 96	1.310	41.92

# Aluminum



## Aluminum Rounds 6061-T6

Size	Length	WT / FT	WT / Length
1/8"	12'	0.014	0.17
1/4"	12'	0.058	0.70
5/16"	12'	0.090	1.08
3/8"	12'	0.130	1.56
1/2"	12'	0.231	2.77
5/8"	12'	0.361	4.33
7/8"	12'	0.707	8.48
3/4"	12'	0.520	6.24
1"	12'	0.924	11.09
1-1/4"	12'	1.443	17.32
1-3/8"	12'	1.746	20.95
1-1/2"	12'	2.078	24.94
1-3/4"	12'	2.829	33.95
2"	12'	3.695	44.34
2-1/2"	12'	5.773	69.28
2-3/4"	12'	6.985	83.82
3"	12'	8.313	99.76
3-1/2"	12'	11.315	135.78



## Aluminum Square 6061-T6

Size	Length	WT / FT	WT / Length
1/2"	12'	0.294	3.53
3/4"	12'	0.662	7.94
1"	12'	1.176	14.11
1-1/4"	12'	1.838	22.06
1-1/2"	12'	2.646	31.75
2"	12'	4.704	56.45



## Aluminum Square Tube 6063-T52

Size	Length	WT / FT	WT / Length
3/4 x 3/4 x 0.062	21'1"	0.199	4.20
3/4 x 3/4 x 0.125	21'1"	0.364	7.67
1 x 1 x 0.062	21'1"	0.271	5.71
1 x 1 x 0.125	21'1"	0.509	10.73
1-1/4 x 1-1/4 x 0.125	21'1"	0.655	13.81
1-1/2 x 1-1/2 x 0.125	21'1"	0.800	16.87
2 x 2 x 0.125	21'1"	1.091	23.00
3 x 3 x 0.125	21'1"	1.673	35.27
4 x 4 x 0.125	21'1"	2.255	47.54



## Aluminum Rectangle Tube 6063-T52

Size	Length	WT / FT	WT / Length
1 x 2 x 0.125	21'1"	0.800	16.87
1-1/2 x 2 x 0.125	21'1"	0.946	19.94
2 x 3 x 0.125	21'1"	1.382	29.14
2 x 4 x 0.125	21'1"	1.673	35.27



## Aluminum Expanded Metal Flattened

Style	Length	WT / FT	WT / Length
3/4" 0.125	48 x 96	0.656	20.99



## Aluminum Expanded Metal Standard

Style	Length	WT / FT	WT / Length
1-1/2" 0.125	48 x 96	0.430	13.76

**6063** – Highly corrosion resistant with good weldability and machinability. Excellent finish and is suitable for anodizing. Commonly used for architectural and ornamental applications. Conforms to ASTM B-211 and QQ-A200/9.