
Mission Statement

State Steel strives to provide quality products and services at competitive prices. This commitment is demonstrated with several branch locations all offering large, diverse inventories and state-of-the-art equipment which make our products and services readily available throughout our sales area. We are sensitive to customer needs and determined to find ways to meet or exceed their requirements.

Through hard work, good customer relations, and sound management we are committed to the future growth of State Steel, to our customers, and to our dedicated employees, the backbone of our success.

Sioux City, IA

800-831-0862

712-277-4000

Fax: 712-277-3306

Grand Island, NE

800-658-4352

308-381-2040

Fax: 308-381-1613

Sioux Falls, SD

800-658-5522

605-338-9303

Fax: 605-338-6869

Des Moines, IA

800-783-3590

515-264-0000

Fax: 515-264-9345

Spencer, IA

800-747-9559

712-262-5609

Fax: 712-264-9268

Omaha, NE

800-898-4523

402-894-1900

Fax: 402-894-1910



State Steel Supply Company

a full service supply center offering a wide range of services including:

- **In-Line Temper Mill** (Cold Reduction Process)
Cut to Length Coil Processing
Up to 1/2" thick (100,000 yield) x 96" Wide
with Improved Surface and Superior Flatness
- **Laser Cutting**
3/4" thick - 80" x 216" production output
- **Shearing**
- **Forming**
- **Flame and Plasma Cutting**
- **CNC Saw Cutting**
- **Die Stamping** (Up to 200 ton Capacity)
- **Just in Time Delivery**

We also offer a full-line inventory (carbon, galvanized, stainless, aluminum) including pipe, tubing, DOM, threaded rod, expanded metal, bar grating, and grip strut.


























www.statesteel.com

ISO 9002 CERTIFIED












Index

<p>Aluminum</p> <p> Angle 72</p> <p> Beams 72</p> <p> Channel 72</p> <p> Color / Painted 77</p> <p> Expanded Metal 73</p> <p> Flats 74</p> <p> Pipe 75</p> <p> Plates 76-77</p> <p> Rounds 73</p> <p> Sheets 76</p> <p> Square & Rectangle Tube 73</p> <p> Square 73</p> <p> Treadbrite (Floor Plate) 77</p>	<p> Channel</p> <p>Bar 3</p> <p>Galvanized 4</p> <p>Junior 4</p> <p>Structural 3-4</p> <hr/> <p> Coil</p> <p>Cold Rolled 36</p> <p>Floor Plate 36</p> <p>Galvanized 36</p> <p>Galvannealed 36</p> <p>High Strength 37</p> <p>Hot Rolled 35</p> <p>Hot Rolled Pickled & Oiled 35</p> <hr/> <p> Expanded Metal</p> <p>Flattened 61</p> <p>Standard 62</p> <hr/> <p> Flats</p> <p>Cold Drawn 19-20</p> <p>Galvanized 11</p> <p>Hot Rolled 9-11</p> <hr/> <p> Floor Plates</p> <p>Aluminum 77</p> <p>Carbon Steel 31</p>
<p> Angles</p> <p>Structural 5-6</p> <p>Galvanized 7</p>	
<p>Beams</p> <p> I Beams 1</p> <p> Wide Flange Beams 1-2</p>	
<p> Beef Rail (Round Edge)</p> <p>Carbon 1045 12</p> <p>Galvanized 12</p>	

Index

<p> Grader Blades 12</p>	<p> Rounds</p> <p style="padding-left: 20px;">Cold Rolled 16-17</p> <p style="padding-left: 20px;">Galvanized 13</p> <p style="padding-left: 20px;">Hot Rolled 13</p> <p style="padding-left: 20px;">Stainless 66</p> <p style="padding-left: 20px;">Turned Ground and Polished 17</p>
<p> Grating</p> <p style="padding-left: 40px;">Bar 64</p> <p style="padding-left: 40px;">Cat Walk 64</p>	
<p style="text-align: center;">Grip Strut 65</p>	
<p> Hexagons</p> <p style="padding-left: 40px;">Cold Rolled 18</p> <p style="padding-left: 40px;">Stress Relieved 18</p>	
<p> Pipe 39</p>	
<p> Plates</p> <p style="padding-left: 40px;">Abrasion Resisting 31</p> <p style="padding-left: 40px;">Aluminum 76</p> <p style="padding-left: 40px;">High Strength 32-33</p> <p style="padding-left: 40px;">Hot Rolled 28-30</p> <p style="padding-left: 40px;">Pickled & Oiled 24</p> <p style="padding-left: 40px;">Stainless Annealed & Pickled 71</p>	
<p> PTO Tube/Shaft 44</p>	
<p> Rebar 14</p>	
<p> Redi Rod</p> <p style="padding-left: 40px;">Carbon Steel Rod Oil Finish 15</p> <p style="padding-left: 40px;">Electro Zinc Plated 15</p> <p style="padding-left: 40px;">Stainless 15</p>	<p>Stainless</p> <p> Angle 66</p> <p> Annealed & Pickled Plates 71</p> <p> Annealed & Pickled Sheets 70</p> <p> Channel 66</p> <p> Expanded Metal 69</p> <p> Flats 67</p> <p> Pipe 68</p> <p> Plates 71</p> <p> Polished Sheets 70</p> <p> Rectangle Tubing 69</p> <p> Redi Rod 15</p> <p> Round 66</p> <p> Sheets 70</p> <p> Square Tubing 69</p> <p> Squares 66</p> <p> Strips 67</p>

Index

 Sheets Cold Rolled 25 Galvanized 26 Galvannealed 27 High Strength 32-33 Hot Rolled 23-24 Paint Grip 27 Pickled & Oiled 24 Stainless 70	 Strips Galvanized 8 Hot Rolled 8
 Squares Cold Rolled 18 Hot Rolled 13	 T Iron 7
Stress Relieved  Cold Rolled Rounds 17  Hexagons 18  Turned Ground & Polished 17	 Tube Pipe Size 43 Power Take Off 44  Rectangle 41-42 Round Mechanical Electric Weld 43 Round Mechanical 46-60 Round 45  Square 40-41
	 Wire Mesh Rolls 14 Sheets 14
	Wire (Blk Annealed) 14

AISI Carbon Steel Tolerance Ranges 22
Carbon Pipe Schedules 38
Decimal Conversion Table 78
Fabrication 81-85
Glossary of Terms 79-80



Hot Rolled Rounds

M1020 / ASTM A-36

Size	Length	WT / FT	WT / Length
1/4"	20'	0.167	3.34
5/16"	20'	0.261	5.22
3/8"	20'	0.376	7.52
7/16"	20'	0.511	10.22
1/2"	20'	0.668	13.36
9/16"	20'	0.845	16.90
5/8"	20'	1.043	20.86
3/4"	20'	1.502	30.04
7/8"	20'	2.045	40.90
1"	20'	2.670	53.40
1-1/8"	20'	3.380	67.60
1-1/4"	20'	4.173	83.46
1-3/8"	20'	5.049	100.98
1-1/2"	20'	6.008	120.16
1-3/4"	20'	8.178	163.56
2"	20'	10.680	213.60



Galvanized Rounds

M1020 / ASTM A-36

Size	Length	WT / FT	WT / Length
1/2"	20'	0.703	14.06
5/8"	20'	1.098	21.96
3/4"	20'	1.581	31.62



Hot Rolled Squares

M1020 / ASTM A-36

Size	Length	WT / FT	WT / Bar
3/8"	20'	0.478	9.56
1/2"	20'	0.850	17.00
5/8"	20'	1.328	26.56
3/4"	20'	1.913	38.26
1"	20'	3.400	68.00
1-1/4"	20'	5.313	106.26
1-1/2"	20'	7.650	153.00
2"	20'	13.600	272.00

ASTM A-36 – Low carbon, structural quality steel used in bridges, building construction, and general structural applications. Estimated Minimum Mechanical Properties (EMMP): Yield 36,000 psi. min. – Tensile 58,000-80,000 psi.

M1020 – Low carbon, low manganese, general purpose, merchant quality steel that is suitable for forming and welding. Estimated Minimum Mechanical Properties (EMMP): Yield 43,000 psi – Tensile 65,000 psi.

**Cold Rolled Rounds 1018**

Size	Length	WT / FT	WT / Length
5/32"	12'	0.065	0.78
3/16"	12'	0.094	1.13
1/4"	12'	0.167	2.00
1/4"	20'	0.167	3.34
5/16"	20'	0.261	5.22
3/8"	20'	0.376	7.52
7/16"	20'	0.511	10.22
1/2"	12'	0.668	8.02
1/2"	20'	0.668	13.36
9/16	20'	0.845	16.90
5/8"	20'	1.043	20.86
11/16"	20'	1.262	25.24
3/4"	20'	1.502	30.04
13/16"	20'	1.763	35.26
7/8"	20'	2.045	40.90
15/16"	20'	2.347	46.94
1"	20'	2.670	53.40
1-1/16"	20'	3.015	60.30
1-1/8"	20'	3.380	67.60
1-3/16"	20'	3.766	75.32
1-1/4"	20'	4.173	83.46
1-5/16"	20'	4.600	92.00
1-3/8"	20'	5.049	100.98
1-7/16"	20'	5.518	110.36
1-1/2"	20'	6.008	120.16
1-5/8"	20'	7.052	141.04
1-11/16"	20'	7.604	152.08
1-3/4"	20'	8.178	163.56
1-7/8"	20'	9.388	187.76
1-15/16"	20'	10.020	200.40
2"	20'	10.680	213.60
2-3/16"	20'	12.780	255.60
2-1/4"	20'	13.520	270.40
2-7/16"	20'	15.870	317.40
2-1/2"	20'	16.690	333.80
2-3/4"	20'	20.190	403.80
2-15/16"	20'	23.040	460.80

Rounds**Cold Rolled Rounds 1018**

Size	Length	WT / FT	WT / Length
3"	20'	24.030	480.60
3-1/4"	20'	28.210	564.20
3-7/16"	20'	31.550	631.00
3-1/2"	20'	32.710	654.20
4"	12'	42.730	512.76

**Cold Rolled Rounds 1045**

Size	Length	WT / FT	WT / Length
1/4"	20'	0.167	3.34
3/8"	12'	0.376	4.51
3/8"	20'	0.376	7.52
1/2"	20'	0.668	13.36
5/8"	20'	1.043	20.86
3/4"	20'	1.502	30.04
7/8"	20'	2.045	40.90
1"	20'	2.670	53.40
1-1/8"	20'	3.380	67.60
1-3/16"	20'	3.766	75.32
1-1/4"	20'	4.173	83.46
1-5/16"	20'	4.600	92.00
1-3/8"	20'	5.049	100.98
1-7/16"	20'	5.518	110.36
1-1/2"	20'	6.008	120.16
1-5/8"	20'	7.052	141.04
1-3/4"	20'	8.178	163.56
2"	20'	10.680	213.60
2-3/16"	20'	12.780	255.60
2-1/4"	20'	13.520	270.40
2-1/2"	20'	16.690	333.80
2-3/4"	20'	20.190	403.80
3"	20'	24.030	480.60
3-1/2"	20'	32.710	654.20

1018 – A low carbon steel that is easily welded or brazed with fair machinability and good hardening properties. Manufactured for cold forming and bending. Estimated Minimum Mechanical Properties (EMMP):

Yield – 54,000 psi. Tensile – 64,000 psi.

Rounds

Cold Rolled Rounds 1045 Turned Ground and Polished

Size	Length	WT / FT	WT / Length
3/4"	22' rl	1.502	33.04
1"	21' rl	2.670	56.07
1-1/4"	20' rl	4.173	83.46
1-1/2"	20' rl	6.008	120.16
1-3/4"	22' rl	8.178	179.92
2"	24' rl	10.680	256.32
2-1/2"	21' rl	16.690	350.49

Cold Rolled Rounds 1144

Size	Length	WT / FT	WT / Length
1"	12'	2.670	32.04
1-1/2"	12'	6.008	72.10

Cold Rolled Rounds 1215

Size	Length	WT / FT	WT / Length
1"	12'	2.670	32.04

Cold Rolled 1144 Rounds Stress Relieved

Size	Length	WT / FT	WT / Length
5/16"	12' rl	0.261	3.13
3/8"	12' rl	0.376	4.51
1/2"	12' rl	0.668	8.02
5/8"	12' rl	1.043	12.52
3/4"	12' rl	1.502	18.02
7/8"	12' rl	2.045	24.54
1"	12' rl	2.670	32.04
1-1/8"	12' rl	3.380	40.56
1-1/4"	12' rl	4.173	50.08
1-3/8"	12' rl	5.049	60.59
1-7/16"	12' rl	5.518	66.22
1-1/2"	12' rl	6.008	72.10

Cold Drawn 1144 Bars – Higher carbon and sulphur levels resulting in superior machinability but restricts weldability. Estimated Minimum Mechanical Properties (EMMP): Yield – 90,000 psi. Tensile – 108,000 psi.


Cold Rolled 1144 Rounds Stress Relieved

Size	Length	WT / FT	WT / Length
1-5/8"	12' rl	7.052	84.62
1-11/16"	12' rl	7.604	91.25
1-3/4"	12' rl	8.178	98.14
1-7/8"	12' rl	9.388	112.66
1-15/16"	12' rl	10.020	120.24
2"	12' rl	10.680	128.16
2-3/16"	12' rl	12.780	153.36
2-1/4"	12' rl	13.520	162.24
2-7/16"	12' rl	15.870	190.44
2-1/2"	12' rl	16.690	200.28
2-15/16"	12' rl	23.040	276.48
3"	12' rl	24.030	288.36
3"	20' rl	24.030	480.60
3-1/4"	12' rl	28.210	338.52
3-1/2"	12' rl	32.710	392.52

Cold Rolled 1144 Rounds Stress Relieved Turned Ground & Polished

Size	Length	WT / FT	WT / Length
1"	12' rl	2.670	32.04
1-1/4"	12' rl	4.173	50.08

1045 – This higher carbon range steel is produced with a smoother finish and has more strength than the 1018. The 1045 does not machine freely, can be forced satisfactorily, is fair for brazing, and welding requires a specific technique. Commonly used for shafts, connecting rods, bolts, wheel flanges, and gears. Response to heat treatment is excellent. Estimated Minimum Mechanical Properties (EMMP): Yield – 77,000 psi. Tensile – 91,000 psi.



Cold Rolled Squares & Hexagons



Cold Rolled Squares 1018

Size	Length	WT / FT	WT / Bar
3/16"	12'	0.120	1.44
1/4"	12'	0.213	2.56
5/16"	12'	0.332	3.98
3/8"	12'	0.478	5.74
7/16"	12'	0.651	7.81
1/2"	12'	0.850	10.20
5/8"	12'	1.328	15.94
3/4"	12'	1.913	22.96
7/8"	12'	2.603	31.24
1"	12'	3.400	40.80
1-1/8"	12'	4.303	51.64
1-1/4"	12'	5.313	63.76
1-1/2"	12'	7.650	91.80
2"	12'	13.600	163.20
3"	12'	30.600	367.20



Cold Rolled Squares 1045

Size	Length	WT / FT	WT / Bar
1-1/4"	12'	5.313	63.76

1215 – Low carbon, resulphurized, and rephosphorized screw machine steel. This is very fast machining material with a smooth and bright finish used for studs, nuts, fasteners, etc. Can be case hardened. Average Mechanical Properties:

Yield – 60,000-75,000 psi.

Tensile – 70,000-85,000 psi.



Cold Rolled Hexagons 1018

Size	Length	WT / FT	WT / Bar
3/8"	12' rl	0.414	4.97
7/16"	12' rl	0.564	6.77
1/2"	12' rl	0.736	8.83
9/16"	12' rl	0.932	11.18
5/8"	12' rl	1.150	13.80
11/16"	12' rl	1.392	16.70
3/4"	12' rl	1.656	19.87
7/8"	12' rl	2.254	27.05
1"	12' rl	2.944	35.33
1-1/8"	12' rl	3.727	44.72
1-1/4"	12' rl	4.601	55.21
1-3/8"	12' rl	5.567	66.80
1-1/2"	12' rl	6.625	79.50



Cold Rolled Hexagons 12L14

Size	Length	WT / FT	WT / Bar
1/2"	12' rl	0.736	8.83
5/8"	12' rl	1.150	13.80
3/4"	12' rl	1.656	19.87
7/8"	12' rl	2.254	27.05
1"	12' rl	2.945	35.34
1-1/8"	12' rl	3.727	44.72
1-1/4"	12' rl	4.601	55.21
1-1/2"	12' rl	6.625	79.50



Cold Rolled 1144 Hexagons

Stress Relieved

Size	Length	WT / FT	WT / Length
9/16"	12' rl	0.932	11.18
3/4"	12' rl	1.656	19.87
1"	12' rl	2.944	35.33
1-1/8"	12' rl	3.727	44.72

Stainless



Stainless Channel

Type 304 Annealed and Pickled

Size	Length	WT / FT	WT / Bar
3 x 1-1/2 x 1/4	20' rl	4.750	95.00
4 x 1-3/4 x 1/4	20' rl	6.690	133.80



Stainless Squares

Type 304 Annealed Cold Drawn

Size	Length	WT / FT	WT / Bar
1/4"	12' rl	0.213	2.56
5/16"	12' rl	0.332	3.98
3/8"	12' rl	0.478	5.74
7/16"	12' rl	0.651	7.81
1/2"	12' rl	0.850	10.20
3/4"	12' rl	1.913	22.96
1"	12' rl	3.400	40.80
1-1/4"	12' rl	5.313	63.76
1-1/2"	12' rl	7.650	91.80



Stainless Angles

Type 304 Hot Rolled / Annealed and Pickled

Size	Length	WT / FT	WT / Bar
3/4 x 3/4 x 1/8	20' rl	0.590	11.80
1 x 1 x 1/8	20' rl	0.800	16.00
1 x 1 x 3/16	20' rl	1.160	23.20
1 x 1 x 1/4	20' rl	1.490	29.80
1-1/4 x 1-1/4 x 1/8	20' rl	1.010	20.20
1-1/4 x 1-1/4 x 3/16	20' rl	1.480	29.60
1-1/4 x 1-1/4 x 1/4	20' rl	1.920	38.40
1-1/2 x 1-1/2 x 1/8	20' rl	1.230	24.60
1-1/2 x 1-1/2 x 3/16	20' rl	1.800	36.00
1-1/2 x 1-1/2 x 1/4	20' rl	2.340	46.80
2 x 2 x 1/8	20' rl	1.650	33.00
2 x 2 x 3/16	20' rl	2.440	48.80
2 x 2 x 1/4	20' rl	3.190	63.80
2 x 2 x 3/8	20' rl	4.700	94.00
2-1/2 x 2-1/2 x 3/16	20' rl	3.070	61.40
2-1/2 x 2-1/2 x 1/4	20' rl	4.100	82.00



Stainless Angles

Type 304 Hot Rolled / Annealed and Pickled

Size	Length	WT / FT	WT / Bar
3 x 3 x 1/4	20' rl	4.900	98.00
3 x 3 x 3/8	20' rl	7.200	144.00
4 x 4 x 1/4	20' rl	6.600	132.00



Stainless Round

Type 304 Annealed

Size	Length	WT / FT	WT / Bar
1/8"	12' rl	0.042	0.50
3/16"	12' rl	0.094	1.13
1/4"	12' rl	0.167	2.00
5/16"	12' rl	0.261	3.13
3/8"	12' rl	0.376	4.51
7/16"	12' rl	0.511	6.13
1/2"	12' rl	0.668	8.02
5/8"	12' rl	1.043	12.52
3/4"	12' rl	1.502	18.02
7/8"	12' rl	2.045	24.54
1"	12' rl	2.670	32.04
1-1/8"	12' rl	3.380	40.56
1-3/16"	12' rl	3.766	45.19
1-1/4"	12' rl	4.172	50.06
1-3/8"	12' rl	5.050	60.60
1-7/16"	12' rl	5.518	66.22
1-1/2"	12' rl	6.008	72.10
1-5/8"	12' rl	7.052	84.62
1-3/4"	12' rl	8.178	98.14
1-15/16"	12' rl	10.020	120.24
2"	12' rl	10.680	128.16
2-3/16"	12' rl	12.780	153.36
2-1/4"	12' rl	13.520	162.24
2-7/16"	12' rl	15.870	190.44
2-1/2"	12' rl	16.690	200.28
3"	12' rl	24.030	288.36